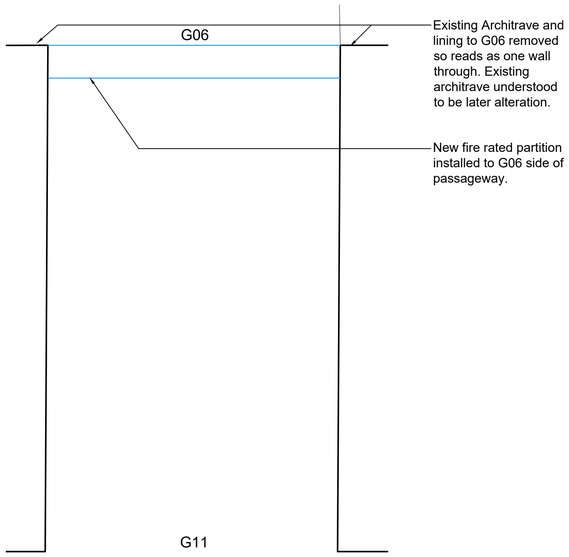

EH.01 - Proposed Plan
1:10 @ A1

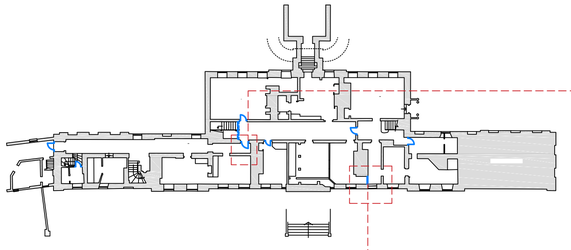

Key Plan - Mansion House - Ground Floor
NTS @ A1

Image 1 - Existing view of opening from G06

Image 2 - Existing view of opening from G11

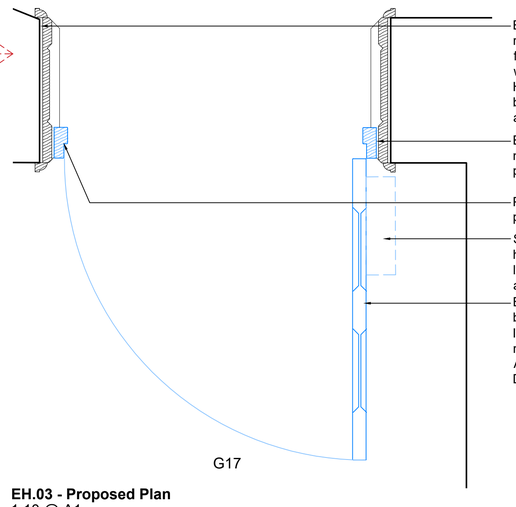

EH.03 - Proposed Plan
1:10 @ A1



Image 3 -
Panelled reveal between G17 and G08



Image 4a/b -
Existing door knob to match & panelled reveal head detail

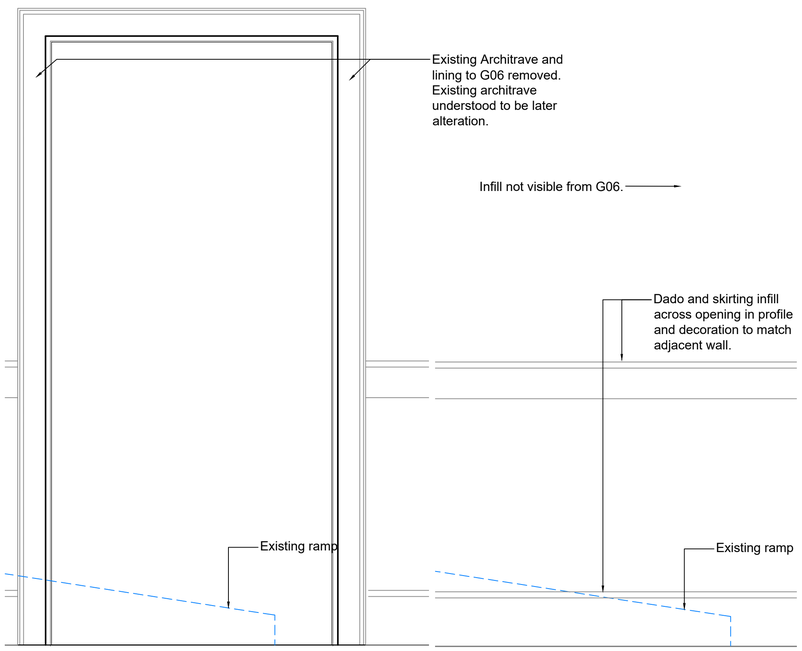

EH.01 - Existing elevation *(View from G06 - Corridor)*
1:10 @ A1

EH.01 - Proposed elevation
(View from G06 - Corridor) 1:10 @ A1



EH.01 - Proposed elevation *(View from G11)*
1:10 @ A1

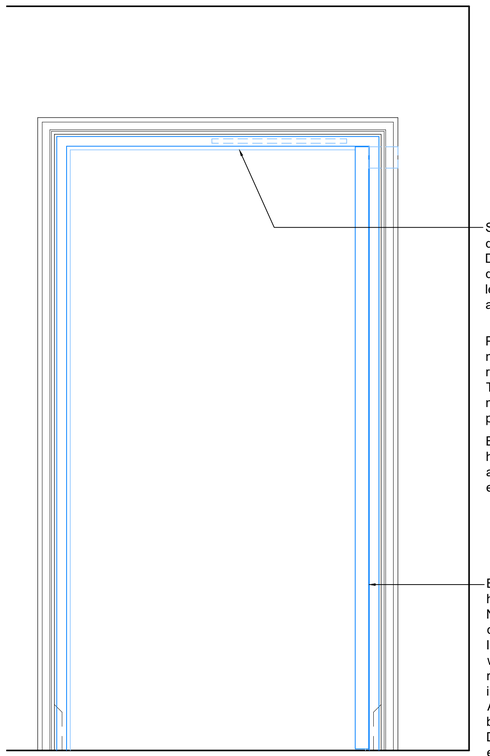

EH.03 - Proposed elevation *(open position - during normal operation)*
1:10 @ A1

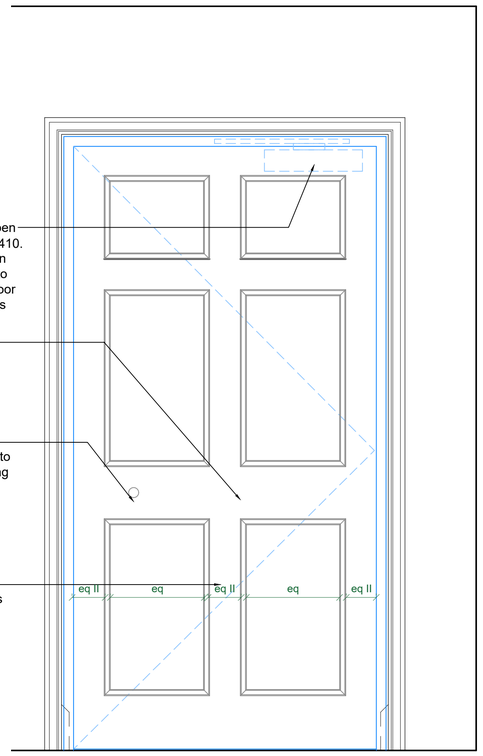

EH.03 - Proposed elevation *(closed position - in the event of an emergency)*
1:10 @ A1

0 100 200 500
Scale 1:10 mm

Notes

1. Any dwg format drawing is to be read in conjunction with and at the scale of the accompanying pdf.
2. Where colours other than black or grey are used, the drawing must be plotted in colour.
3. For status 'C' (Construction) drawings all dimensions are to be checked on site by the contractor, scaling is for Local Authority purposes only.
4. Unless otherwise indicated, all dimensions are in millimeters.
5. All information on this drawing is to be read in conjunction with the relevant Donald Insall Associates specification and trade contractors' drawings and information by specialists.
6. In the event of any discrepancy, please contact us immediately.
7. This drawing may contain survey information by others and is to be used solely for the purposes for which it was issued.
8. These are uncontrolled documents issued for information purposes only. If you have any queries regarding the drawings, please contact DIA immediately.
9. Please note DIA cannot be held responsible for any errors arising from changes made to an uncontrolled dwg file.

© 2019 DONALD INSALL ASSOCIATES LTD

Drawing Status
- F Feasibility
- S Sketch Design
- P Planning
- B Building Control
- D Developed Design
- M Measurement
- T Tender
- C Construction
- R Record

Rev	Date	Dwn	Auth	Revision
P6	27-02-2024	CSH	MTO	RIBA 3 for consents - update post CO visit and NT comments
P5	16-02-2024	SZA	CSH	RIBA 3 for consents
P4	16-01-2024	CSH	MTO	Specification Updates, For Consents
P3	16-01-2024	CSH	MTO	Updates to ironmongery
P2	19-10-2023	CSH	MTO	Finishes notes amended
P1	26-09-2023	CSH	MTO	Panelled doors updated
P0	03-07-2023	DYP	MTO	Initial Issue

Donald Insall Associates
Chartered Architects and Historic Building Consultants
Y Becws, Pool Lane
Conwy LL32 8PZ
(+44) 01492 592 378
conwy@insall-architects.co.uk

Erddig Hall, Wrexham

Internal Door Details (1 of 6)

Project	No
NTWFS.02	2300

Scale (A1)	Status	Revision
1:10	P	6

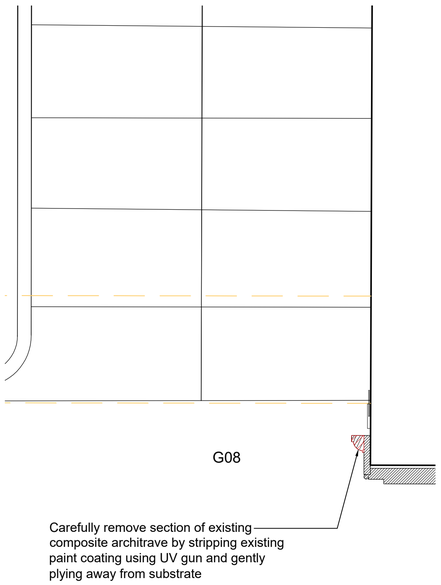

EH.02 - Existing Plan
1:10 @ A1

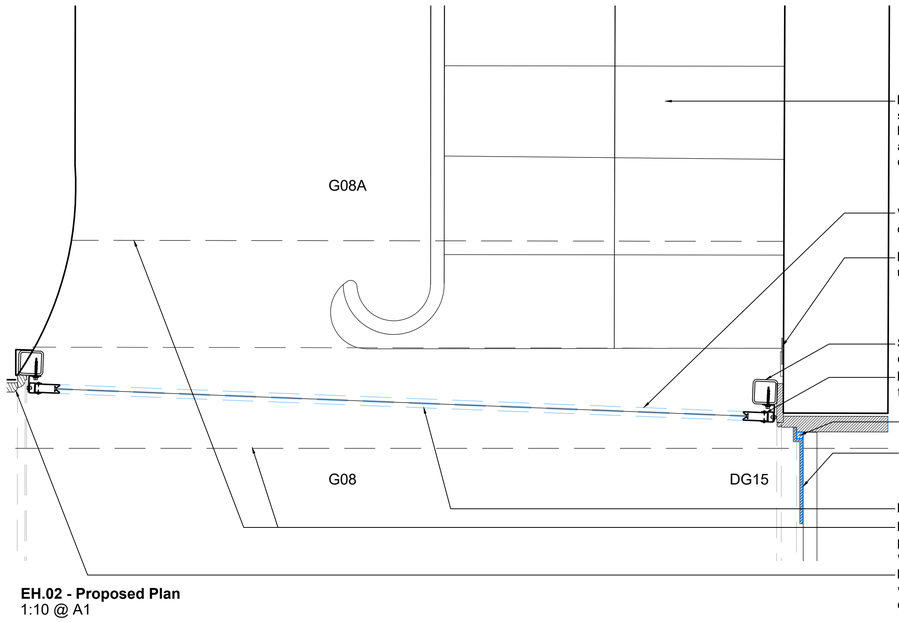

NOTE

Power supply to new Fire Curtains and link to Fire Alarm Panel to be confirmed by localised opening up on site.

EH.02 - Proposed Plan
1:10 @ A1

Image 1 -
Return stair to landing junction to downstand

Image 2 -
Downstand - Door detail



EH.02 - Existing Section
1:10 @ A1



EH.02 - Proposed Elevation
1:10 @ A1



Image 3 -
Overview of stair / downstand - fire curtain location

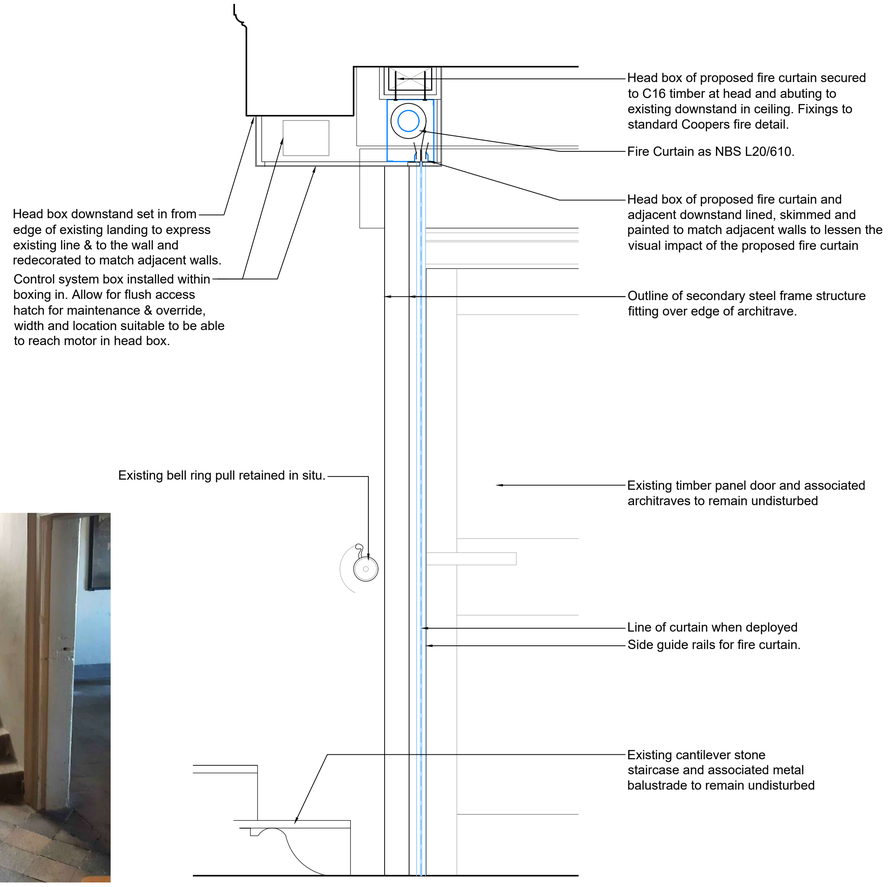

EH.02 - Proposed Section
1:10 @ A1

0 100 200 500
Scale 1:10 mm

Notes

1. Any dwg format drawing is to be read in conjunction with and at the scale of the accompanying pdf.
2. Where colours other than black or grey are used, the drawing must be plotted in colour.
3. For status 'C' (Construction) drawings all dimensions are to be checked on site by the contractor, scaling is for Local Authority purposes only.
4. Unless otherwise indicated, all dimensions are in millimeters.
5. All information on this drawing is to be read in conjunction with the relevant Donald Insall Associates specification and trade contractors' drawings and information by specialists.
6. In the event of any discrepancy, please contact us immediately.
7. This drawing may contain survey information by others and is to be used solely for the purposes for which it was issued.
8. These are uncontrolled documents issued for information purposes only. If you have any queries regarding the drawings, please contact DIA immediately.
9. Please note DIA cannot be held responsible for any errors arising from changes made to an uncontrolled dwg file.

© 2019 DONALD INSALL ASSOCIATES LTD

Drawing Status
- **F** Feasibility
- **S** Sketch Design
- **P** Planning
- **B** Building Control
- **D** Developed Design
- **M** Measurement
- **T** Tender
- **C** Construction
- **R** Record

Rev	Date	Dwn	Auth	Revision
P06	27-02-2024	SZA	CSH	RIBA 03 for consents- Head box detail updated to CO comments
P05	16-02-2024	SZA	CSH	RIBA 03 for consents
P04	15-01-2024	SZA	CSH	Door Stop updates
P03	19-11-2023	CSH	MTO	Fire curtain arrangement updated
P02	19-10-2023	CSH	MTO	Guide rail details updated
P01	26-09-2023	CSH	MTO	Images added
P0	03-07-2023	DYP	MTO	Initial Issue

Donald Insall Associates
Chartered Architects and Historic Building Consultants

Y Becws, Pool Lane
Conwy LL32 8PZ
(+44) 01492 592 378
conwy@insall-architects.co.uk

Erddig Hall, Wrexham

Internal Door Details (2 of 6)

Project	No
NTWFS.02	2301

Scale (A1)	Status	Revision
1:10	P	06

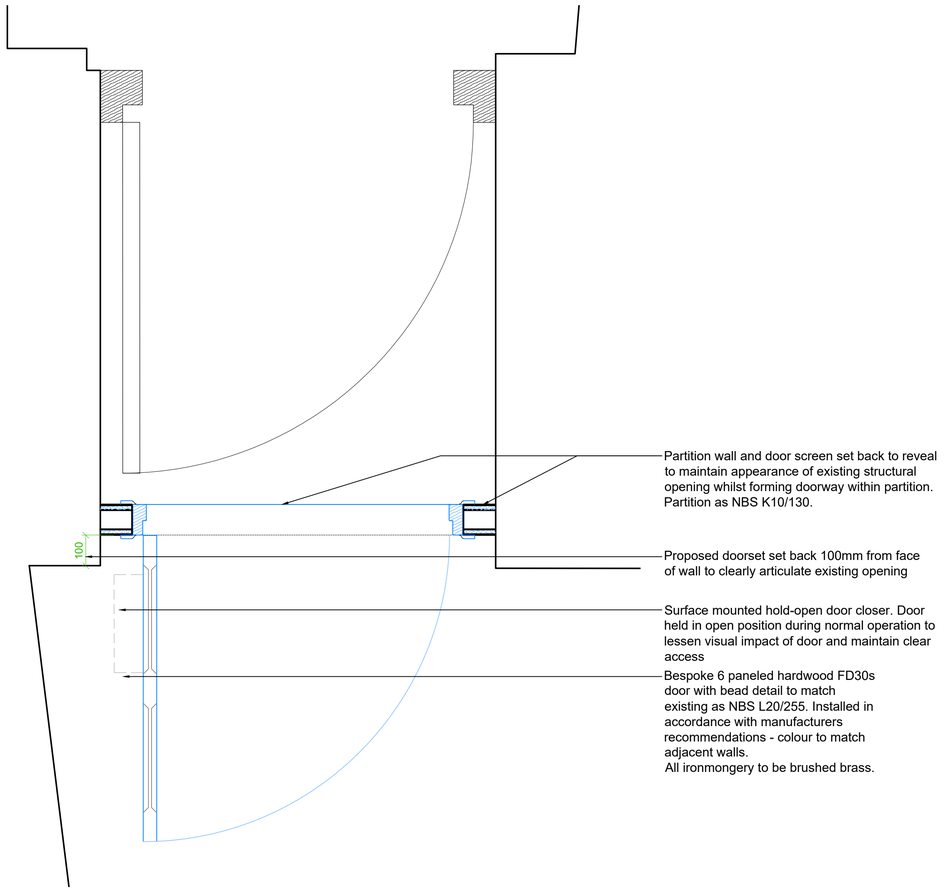

EH.04 - Proposed Plan
1:10 @ A1

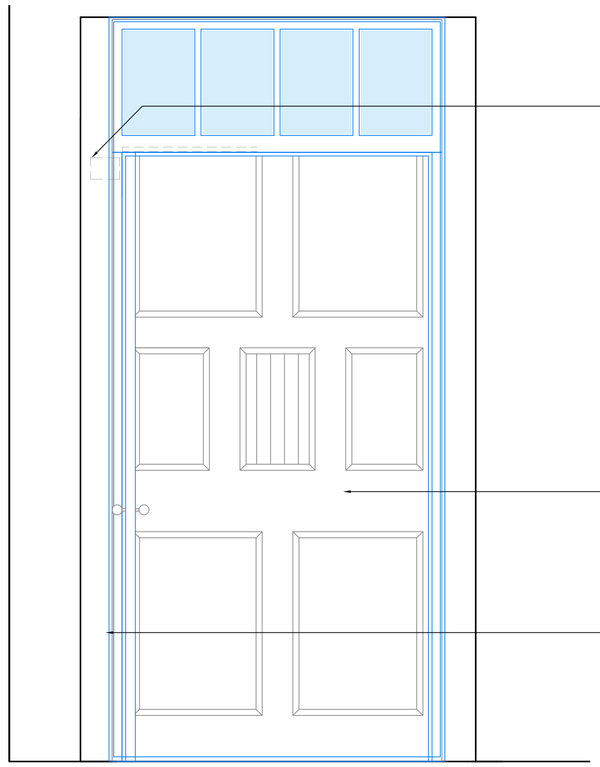

EH.04 - Proposed elevation *(open position - during normal operation)*
1:10 @ A1

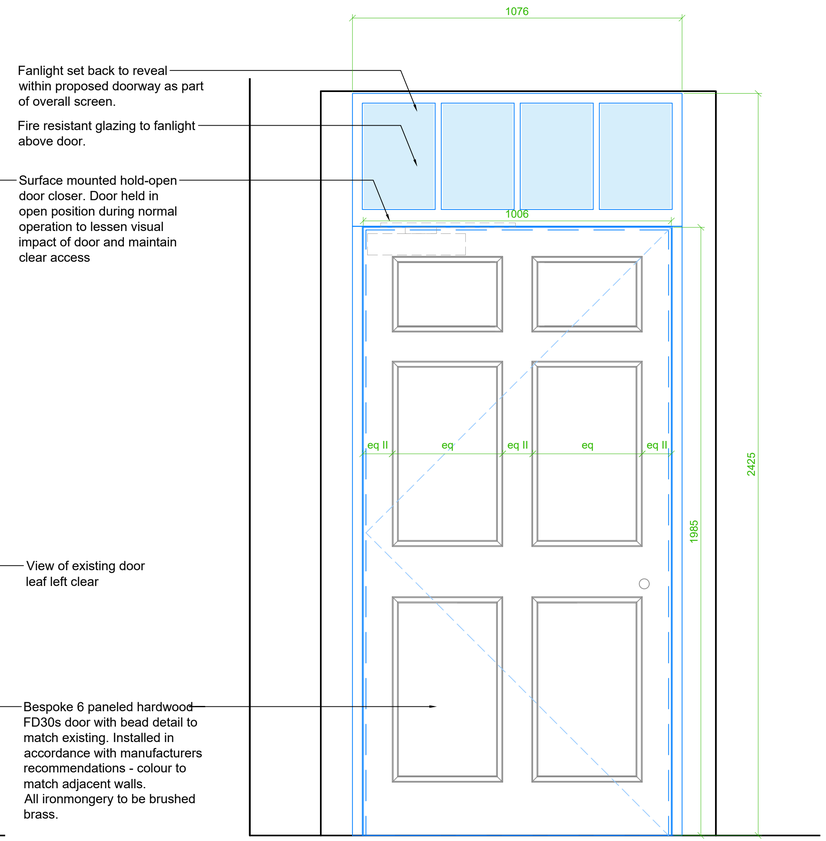

EH.04 - Proposed elevation *(closed position - in the event of an emergency)*
1:10 @ A1



Image 1 - View of Opening, indicating area of partition and screen,

Image 2 - View of existing doorway / archway above



Image 3 - Precedent panelled door for dimensions - Door 20 - Ground Floor main house - between G19 & G17 Fanlight above this door also used as precedent for glazing..

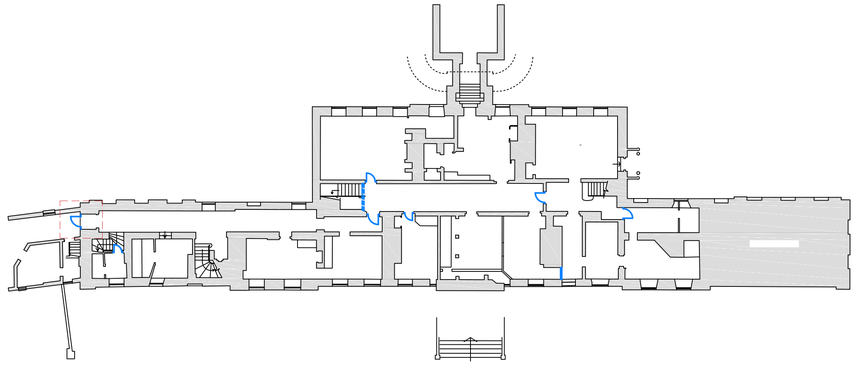

Key Plan - Mansion House - Ground Floor
NTS @ A1

0 100 200 500
Scale 1:10 mm

Notes

1. Any dwg format drawing is to be read in conjunction with and at the scale of the accompanying pdf.
2. Where colours other than black or grey are used, the drawing must be plotted in colour.
3. For status 'C' (Construction) drawings all dimensions are to be checked on site by the contractor, scaling is for Local Authority purposes only.
4. Unless otherwise indicated, all dimensions are in millimeters.
5. All information on this drawing is to be read in conjunction with the relevant Donald Insall Associates specification and trade contractors' drawings and information by specialists.
6. In the event of any discrepancy, please contact us immediately.
7. This drawing may contain survey information by others and is to be used solely for the purposes for which it was issued.
8. These are uncontrolled documents issued for information purposes only. If you have any queries regarding the drawings, please contact DIA immediately.
9. Please note DIA cannot be held responsible for any errors arising from changes made to an uncontrolled dwg file.

© 2019 DONALD INSALL ASSOCIATES LTD

Drawing Status
F Feasibility
S Sketch Design
P Planning
B Building Control
D Developed Design
M Measurement
T Tender
C Construction
R Record

Rev	Date	Dwn	Auth	Revision
P06	29-02-2024	CSH	MTO	RIBA 3 for consents - Notes amended
P05	27-02-2024	CSH	MTO	RIBA 3 for consents - Note added to remove boarding to existing fanlight
P04	16-02-2024	SZA	CSH	RIBA 3 for consents
P03	18-01-2024	CSH	MTO	Updates to ironmongery
P02	19-10-2023	CSH	MTO	Finishes notes amended
P01	26-09-2023	CSH	MTO	Images added
P0	03-07-2023	DYP	MTO	Initial Issue

Donald Insall Associates
Chartered Architects and Historic Building Consultants
Y Becws, Pool Lane
Conwy LL32 8PZ
(+44) 01492 592 378
conwy@insall-architects.co.uk

Erddig Hall, Wrexham

Internal Door Details (3 of 6)

Project	No
NTWFS.02	2302

Scale (A1)	Status	Revision
1:10	P	06



Image 01
View of Existing Doors T18 from T10

Image 02
View of Existing Doors T18 from T01

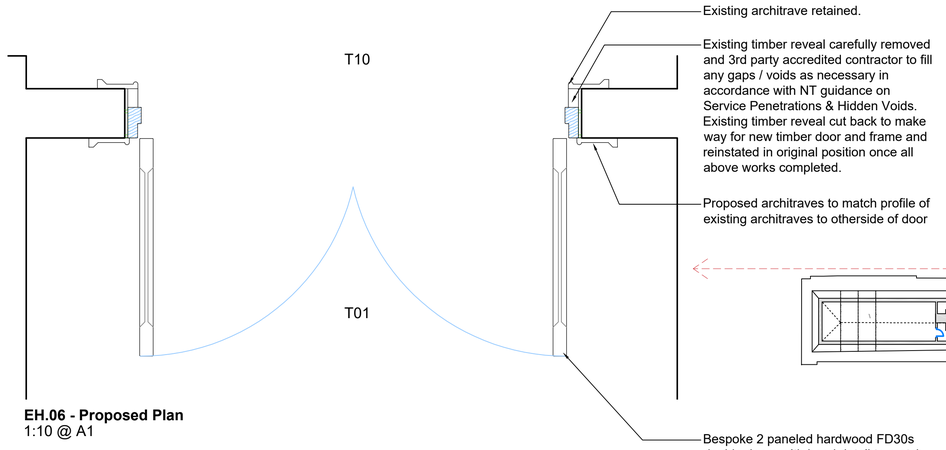

EH.06 - Proposed Plan
1:10 @ A1

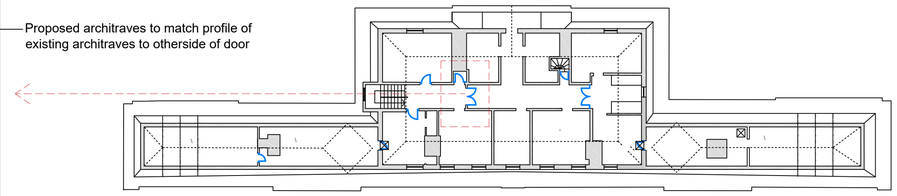

Key Plan - Mansion House - Third Floor
NTS @ A1

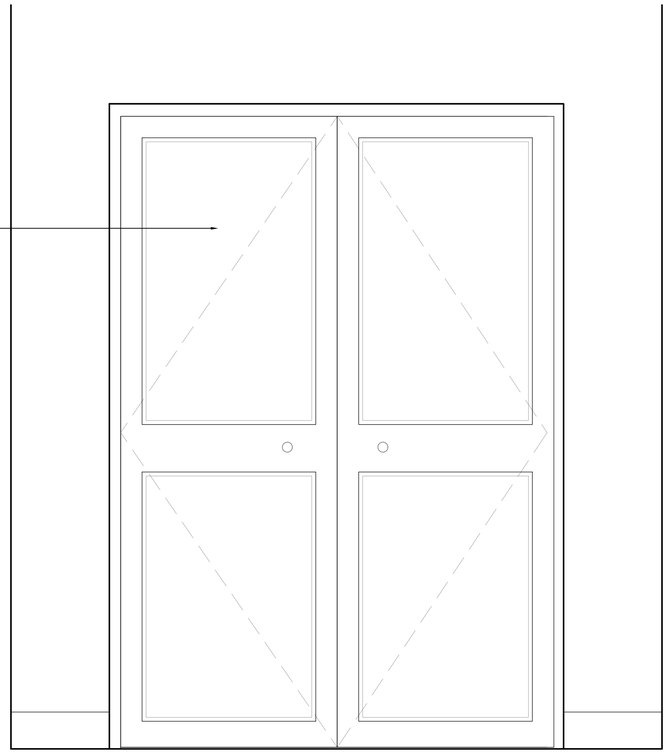

EH.06 - Existing Elevation - Doors T18 Viewed from T01
1:10 @ A1

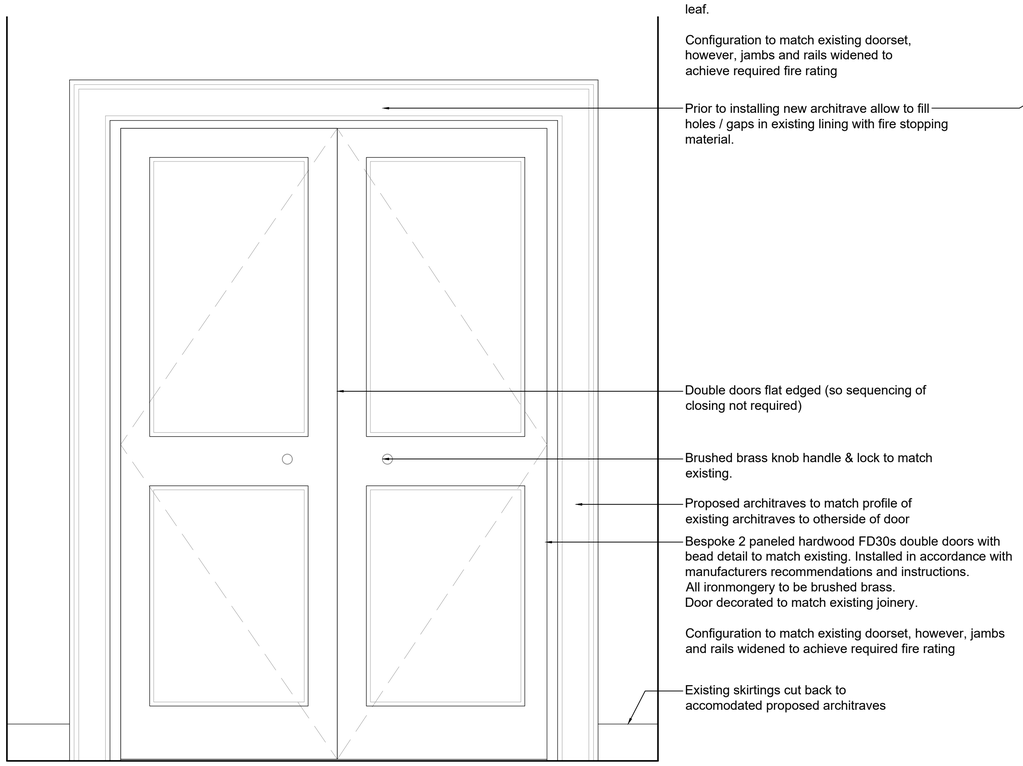

EH.06- Proposed Elevation - Viewed from T01
1:10 @ A1

Image 03
View of Existing Doors Lining of T18 viewed from T01

0 100 200 500
Scale 1:10 mm

Notes

1. Any dwg format drawing is to be read in conjunction with and at the scale of the accompanying pdf.
2. Where colours other than black or grey are used, the drawing must be plotted in colour.
3. For status 'C' (Construction) drawings all dimensions are to be checked on site by the contractor, scaling is for Local Authority purposes only.
4. Unless otherwise indicated, all dimensions are in millimeters.
5. All information on this drawing is to be read in conjunction with the relevant Donald Insall Associates specification and trade contractors' drawings and information by specialists.
6. In the event of any discrepancy, please contact us immediately.
7. This drawing may contain survey information by others and is to be used solely for the purposes for which it was issued.
8. These are uncontrolled documents issued for information purposes only. If you have any queries regarding the drawings, please contact DIA immediately.
9. Please note DIA cannot be held responsible for any errors arising from changes made to an uncontrolled dwg file.

© 2019 DONALD INSALL ASSOCIATES LTD

Drawing Status
- **F** Feasibility
- **S** Sketch Design
- **P** Planning
- **B** Building Control
- **D** Developed Design
- **M** Measurement
- **T** Tender
- **C** Construction
- **R** Record

Rev	Date	Dwn	Auth	Revision
04	16-02-2024	SZA	CSH	RIBA 3 for consents
P03	19-10-2023	CSH	MTO	Door Details Updated
P02	19-10-2023	CSH	MTO	Finishes notes amended
P01	26-09-2023	CSH	MTO	Panelled doors updated
P0	03-07-2023	DYP	MTO	Initial Issue

Donald Insall Associates
Chartered Architects and Historic Building Consultants
Y Becws, Pool Lane
Conwy LL32 8PZ
(+44) 01492 592 378
conwy@insall-architects.co.uk

Erddig Hall, Wrexham

Internal Door Details (4 of 6)

Project	No
NTWFS.02	2303

Scale (A1)	Status	Revision
1:10	P	4

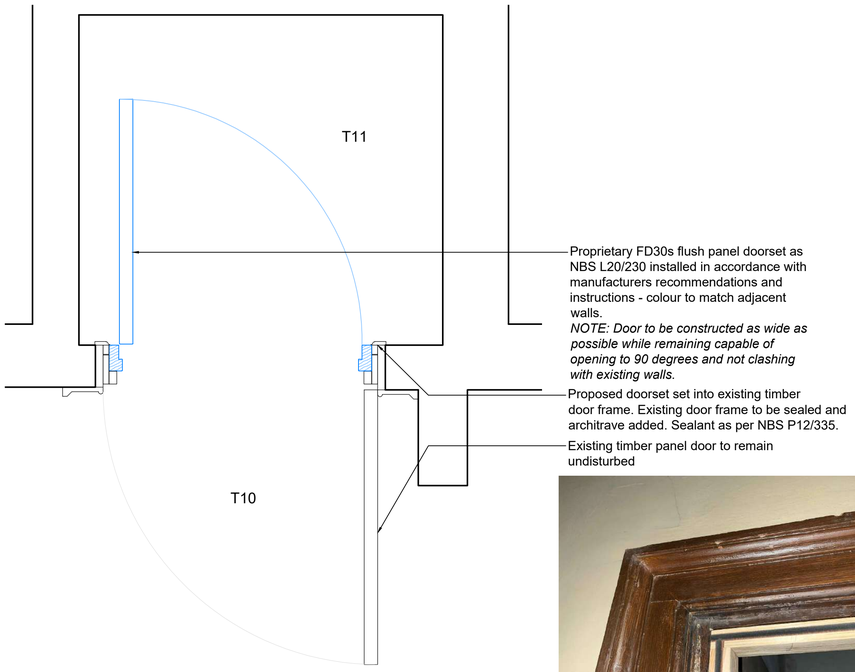

EH.07 - Proposed plan
1:10 @ A1

Image 01
Door T11 - Shut

Image 03
Door T11 - Existing head frame

Image 02
Door T11 - Open

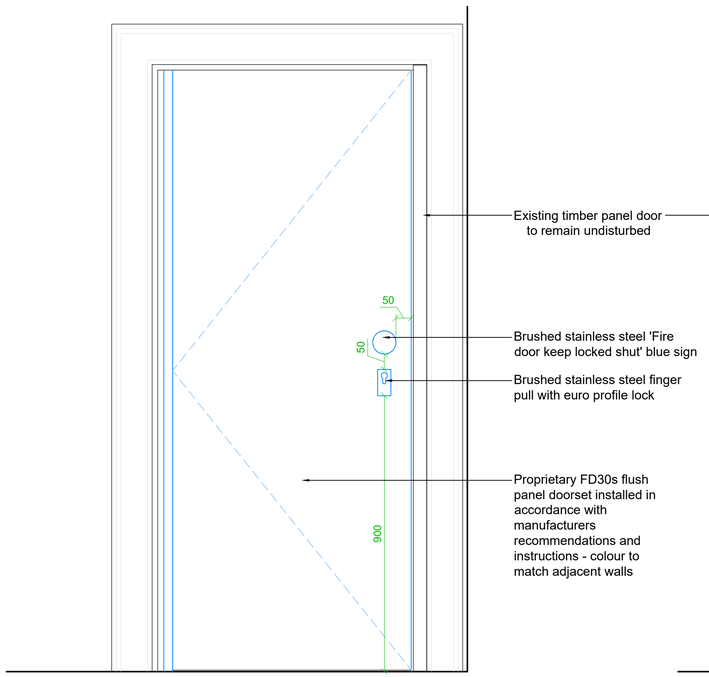

EH.07 - Proposed elevation *(existing door in open position)*
1:10 @ A1

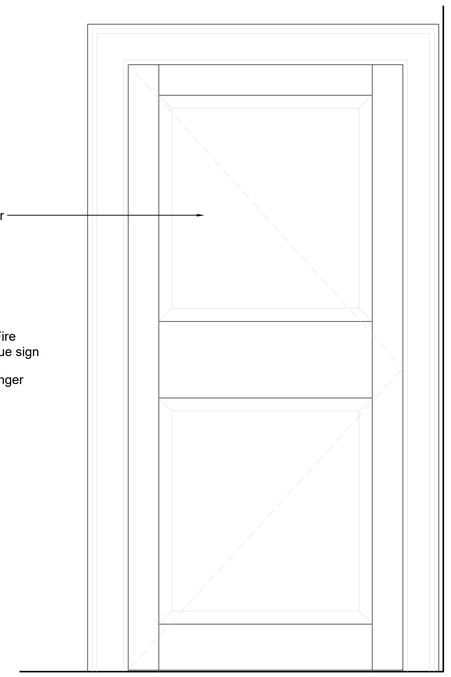

EH.07 - Proposed elevation *(existing door in closed position)*
1:10 @ A1

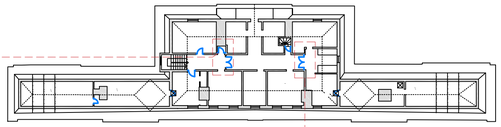

Key Plan - Mansion House - Third Floor
NTS @ A1

Image 04
View of wall paper to be undisturbed.

Image 03
View of T01 - Approx location of screen. Refer Plan for details.

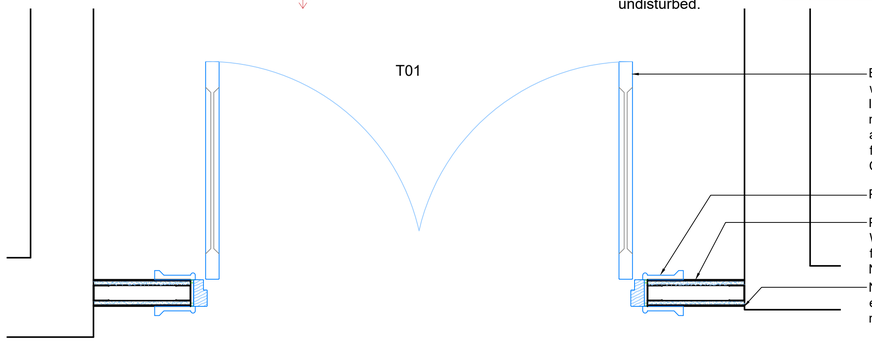

EH.08 - Proposed plan
1:10 @ A1

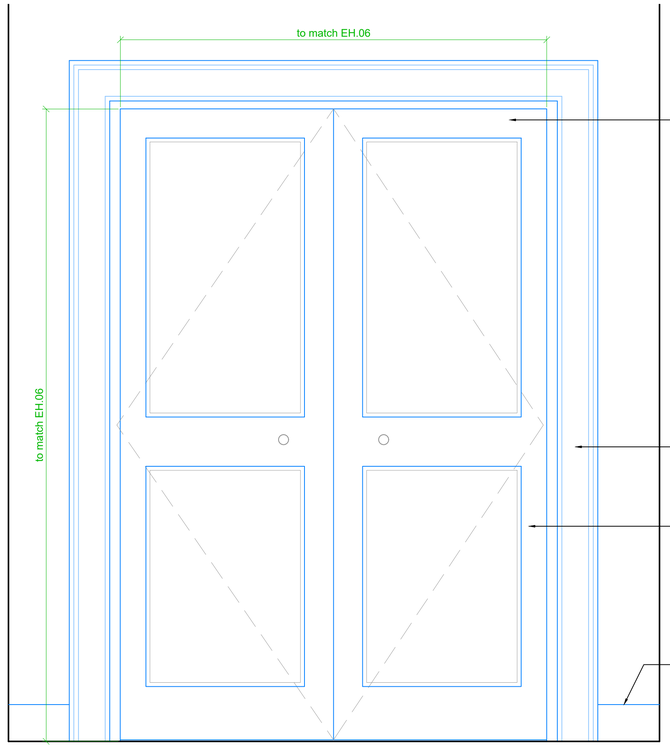

EH.08 - Proposed elevation
1:10 @ A1

0 100 200 500
Scale 1:10 mm

Notes

1. Any dwg format drawing is to be read in conjunction with and at the scale of the accompanying pdf.
2. Where colours other than black or grey are used, the drawing must be plotted in colour.
3. For status 'C' (Construction) drawings all dimensions are to be checked on site by the contractor, scaling is for Local Authority purposes only.
4. Unless otherwise indicated, all dimensions are in millimeters.
5. All information on this drawing is to be read in conjunction with the relevant Donald Insall Associates specification and trade contractors' drawings and information by specialists.
6. In the event of any discrepancy, please contact us immediately.
7. This drawing may contain survey information by others and is to be used solely for the purposes for which it was issued.
8. These are uncontrolled documents issued for information purposes only. If you have any queries regarding the drawings, please contact DIA immediately.
9. Please note DIA cannot be held responsible for any errors arising from changes made to an uncontrolled dwg file.

© 2019 DONALD INSALL ASSOCIATES LTD

Drawing Status
F Feasibility
S Sketch Design
P Planning
B Building Control
D Developed Design
M Measurement
T Tender
C Construction
R Record

Rev	Date	Dwn	Auth	Revision
P05	16-02-2024	SZA	CSH	RIBA 03 for consents
P04	15-01-2024	SZA	CSH	Positioning of EH.07 amended
P03	20-12-2023	CSH	MTO	Positioning of EH.08 amended
P02	19-10-2023	CSH	MTO	Finishes notes amended
P01	26-09-2023	CSH	MTO	Images added
P0	03-07-2023	DYP	MTO	Initial Issue

Donald Insall Associates
Chartered Architects and Historic Building Consultants
Y Becws, Pool Lane
Conwy LL32 8PZ
(+44) 01492 592 378
conwy@insall-architects.co.uk

Erddig Hall, Wrexham

Internal Door Details (5 of 6)

Project	No
NTWFS.02	2304

Scale (A1)	Status	Revision
1:10	P	5

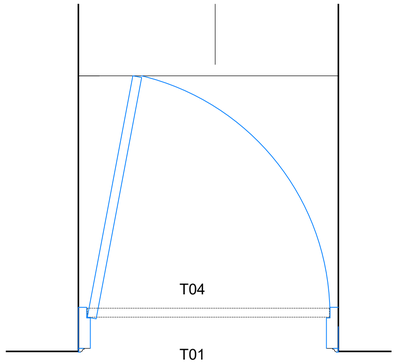

EH.09 - Existing Plan
1:10 @ A1

Image 01/02
Door T4 viewed from corridor T01 and stairs in T04



EH.09 - Existing Elevation
1:10 @ A1

Existing lightweight timber panel door is in a very poor condition and not robust enough to be effectively upgraded.

Location of proposed new door indicated to stair side of opening.

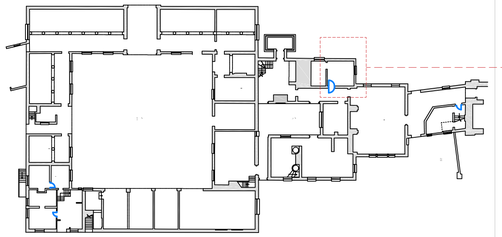

Key Plan - Courtyard - Ground Floor
NTS @ A1

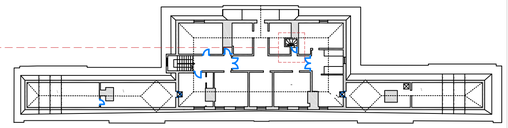

Key Plan - Mansion House - Third Floor
NTS @ A1

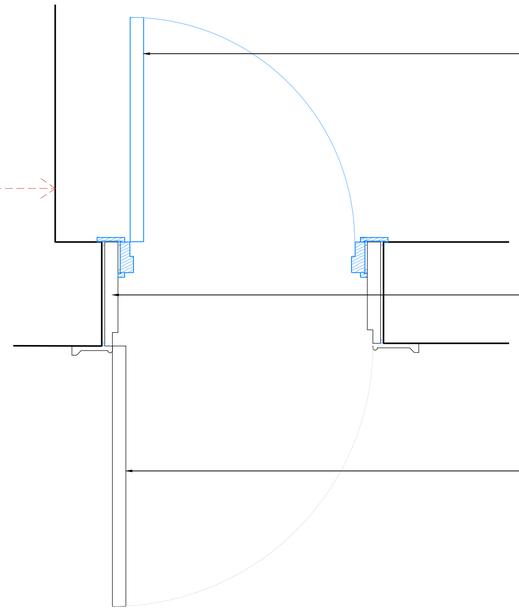

Proprietary FD30s flush panel doorset installed in accordance with manufacturers recommendations - decorated, colour to match adjacent walls.
All ironmongery to be brushed brass.

Existing timber reveal carefully removed and 3rd party accredited contractor to fill any gaps / voids as necessary in accordance with NT guidance on Service Penetrations & Hidden Voids. Existing timber reveal reinstalled in opposite direction to allow existing door to open outwards once all above works are completed.

Existing timber panel door KG06 carefully removed, repaired (as necessary) and rehung in opposite direction

EH.10 - Proposed Plan
1:10 @ A1

Image 01
Door KG06 viewed from inside KG08

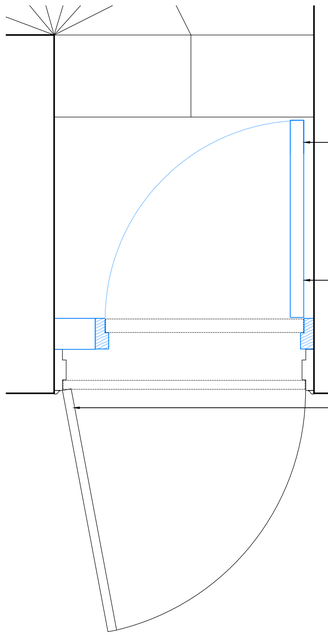

Proposed doorset installed to inside face of former timber panel door with partition lining to one side to reduce width of door - allowing for the new door to open fully into the landing at the bottom of the stair.
Door to be kept locked shut and for irregular maintenance access only.

Proprietary FD30s flush panel doorset NBS L20/230 installed in accordance with manufacturers recommendations - colour to match adjacent walls.
All ironmongery to be brushed brass.
Door to be kept locked shut.

Existing door (not fire resisting) T11 carefully removed, repaired (as necessary) and re-hung to open out to corridor side and existing lining altered to accommodate new arrangement.

Both doors will now be in close proximity, but as these doors are for infrequent maintenance access only two doors in the same location will be feasible.

EH.09 - Proposed Plan
1:10 @ A1

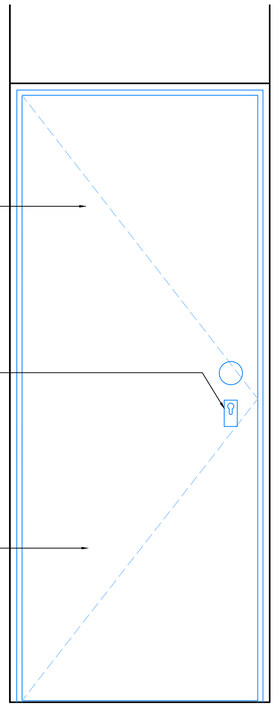

Proposed door with existing door open viewed in shut position beyond.

Door to be kept locked shut.

Proprietary FD30s flush panel doorset as NBS L20/230 installed in accordance with manufacturers recommendations and instructions - colour to match adjacent walls.
All ironmongery to be brushed brass.

EH.09 - Proposed Elevation
1:10 @ A1

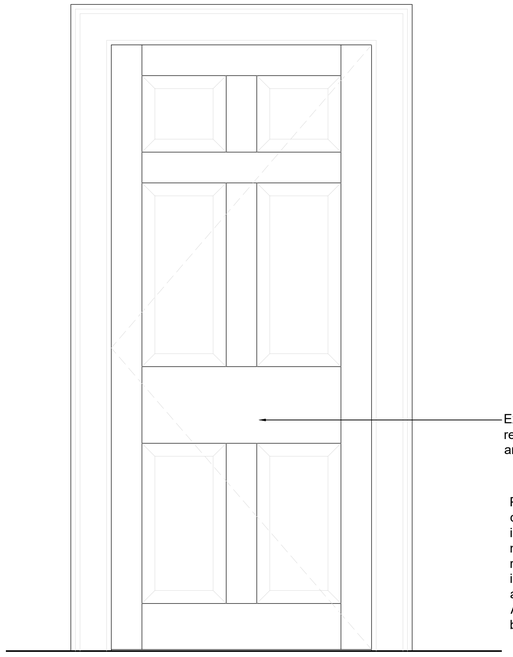

Existing timber panel door carefully removed, repaired (as necessary) and rehung in opposite direction

EH.10 - Proposed Elevation *(closed position)*
1:10 @ A1

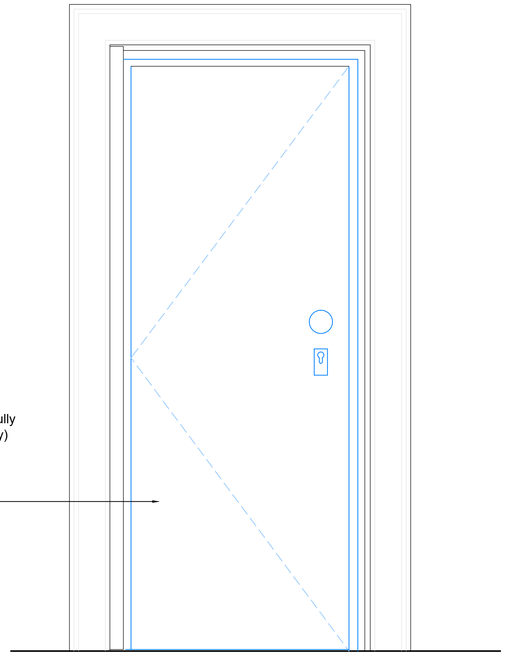

Proprietary FD30s flush panel doorset as NBS L20/230 installed in accordance with manufacturers recommendations and instructions - colour to match adjacent walls.
All ironmongery to be brushed brass.

EH.10 - Proposed Elevation *(open position)*
1:10 @ A1

0 100 200 500
Scale 1:10 mm

Notes

1. Any dwg format drawing is to be read in conjunction with and at the scale of the accompanying pdf.
2. Where colours other than black or grey are used, the drawing must be plotted in colour.
3. For status 'C' (Construction) drawings all dimensions are to be checked on site by the contractor, scaling is for Local Authority purposes only.
4. Unless otherwise indicated, all dimensions are in millimeters.
5. All information on this drawing is to be read in conjunction with the relevant Donald Insall Associates specification and trade contractors' drawings and information by specialists.
6. In the event of any discrepancy, please contact us immediately.
7. This drawing may contain survey information by others and is to be used solely for the purposes for which it was issued.
8. These are uncontrolled documents issued for information purposes only. If you have any queries regarding the drawings, please contact DIA immediately.
9. Please note DIA cannot be held responsible for any errors arising from changes made to an uncontrolled dwg file.

© 2019 DONALD INSALL ASSOCIATES LTD

Drawing Status
- **F** Feasibility
- **S** Sketch Design
- **P** Planning
- **B** Building Control
- **D** Developed Design
- **M** Measurement
- **T** Tender
- **C** Construction
- **R** Record

Rev	Date	Dwn	Auth	Revision
P05	27-02-2024	CSH	MTO	RIBA 3 for consents - EH.09 Amendment to re-hanging door following CO review
P04	16-02-2024	SZA	CSH	RIBA 3 for consents
P03	16-01-2024	CSH	MTO	Ironmongery and door details update
P02	19-10-2023	CSH	MTO	Finishes notes amended
P01	26-09-2023	CSH	MTO	Panelled doors updated
P0	03-07-2023	DYP	MTO	Initial Issue

Donald Insall Associates
Chartered Architects and Historic Building Consultants

Y Becws, Pool Lane
Conwy LL32 8PZ
(+44) 01492 592 378
conwy@insall-architects.co.uk

Erddig Hall, Wrexham

Internal Door Details (6 of 6)

Project	No
NTWFS.02	2305

Scale (A1)	Status	Revision
1:10	P	5