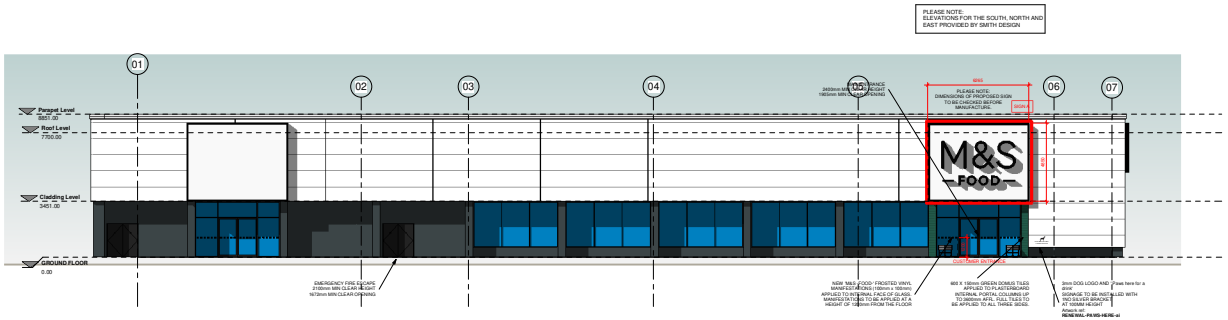

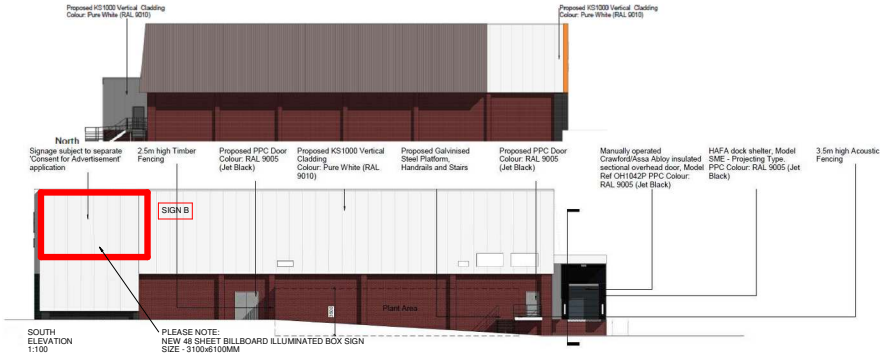
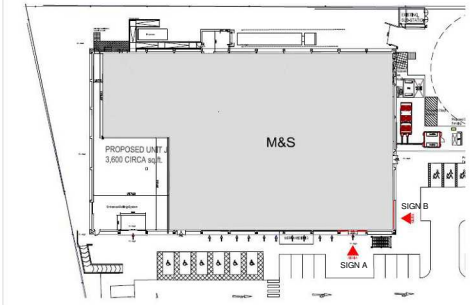


1 | 207_West Elevation Copy 1 Copy 1

SCALE: 1 : 100





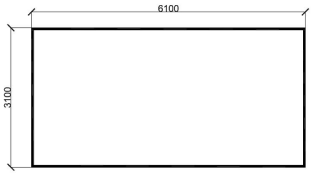


Site Layout
NTS

NEW MAIN SIGN A DETAILS



NEW MAIN SIGN B DETAILS



SIGNS A - ILLUMINATED BOX SIGN

BACKLIT ILLUMINATED BOX FASCIA SIGN WITH 'M&S FOOD' LETTERING AS SHOWN ON ELEVATION)
'M&S FOOD' SIGNAGE ON BACKLIT FLEXFACE SKIN AS PER SIGNAGE MANUFACTURER'S DETAILS.
BACK-LIT BOX ILLUMINATION TO BE SPREAD EVENLY WITHIN THE LIGHTBOX (BY MEANS OF WHITE LED'S) TO PROVIDE EVEN SPREAD OF LIGHT ACROSS THE SURFACE OF THE SIGN. NO SHADOWING TO OCCUR FROM THE LETTERING FIXINGS.
ECONOFLEX ALUMINIUM BOX PROFILE SIGNCASE WITH 16 GAUGE BACKING SHEETS POWDER COATED TO BLACK SATIN, REF: RAL 9005.
EXTERNAL PRINTED WHITE FLEXFACE SKIN TO PROVIDE MAXIMUM LIGHT TRANSMISSION FROM WHITE LED'S. MAXIMUM 3000k LEDs.
THE SIGNAGE SKIN IS TO BE COMPLETELY OPAQUE.
2mm BLACK SATIN RAL 9005 FOLDED ALUMINIUM CAPPING ALL ROUND FASCIA. WIDTH OF THE CAPPING FACE TO MATCH STEM THICKNESS OF SMALLEST LETTER IN SIGN.
BUILT UP 3D LETTERING IN 3mm FOLDED ALUMINIUM WET SPRAYED TO RAL 9005 JET BLACK 100% GLOSS, WITH BACKTRAY STACKED 3D LETTERING, 'M&S' DEPTH TO MATCH THE WIDTH OF THE STEM 'M', '-FOOD-' DEPTH TO MATCH WIDTH OF THE STEM 'F'.
ALL 3D LETTERING OFFSET FROM SIGNAGE FASCIA BY APPROX. 25mm. A SECTION THROUGH THE LETTERS SHOULD BE SQUARE.
SIGNAGE CASE TO BE APPROX. 150mm DEEP INCLUDING CAPPING DETAILS AND TO BE FIXED TO BUILDING/CANOPY FRAMING USING DISCREETLY PLACED CONTEMPORARY BRACKETS AND FIXINGS TO STRUCTURAL ENGINEER APPROVAL.
NOTE: ILLUMINATION LEVEL OF FASCIA TO BE 300 CANDELAS.

SIGNS B - ILLUMINATED BILLBOARD BOX SIGN
1950M DEEP FLEX BOX SYSTEM INTERNALLY ILLUMINATED LED BOX. PAINTED BLACK RAL 9005 40% GLOSS.
FLEX BOX WITH PRINTED TENSION FABRIC PVC SKIN.
BOX SIGN MECHNICALLY FIX THROUGH REAR FACE OF FLEX BOX SYSTEM WITH TEK SCREWS AND TOGGLE FIXINGS INTO CLADDING SYSTEM. TO STRUCTURAL ENGINEER APPROVAL.
3100 x 6100 SIGN AREA APPROX.
ILLUMINATION TO BE SPREAD EVENLY WITHIN THE LIGHTBOX (BY MEANS OF WHITE LED'S) TO PROVIDE EVEN SPREAD OF LIGHT ACROSS THE SURFACE OF THE SIGN.
NO SHADOWING TO OCCUR.
REFER TO WIDDIS SIGNS MANUFACTURER DRAWINGS FOR DETAILS.

GENERAL

EACH SIGNAGE MANUFACTURER MUST COMPLETE THEIR OWN SET OF PROJECT SPECIFIC DESIGN DRAWINGS FOR APPROVAL BY THE M&S DESIGN TEAM.
THE DETAILS MATERIAL FINISHES AND QUALITY EXPECTED ARE THOSE SHOWN ON THE DRAWINGS AND SPECIFICATION. WITHOUT DEVIATION. IT WILL BE ASSUMED BY M&S THAT ALL MANUFACTURERS ARE AWARE OF THIS SPECIFICATION AND THAT IS IT BEING FOLLOWED EXACTLY.
NO DEVIATIONS WILL BE ACCEPTED UNLESS AGREED IN ADVANCE BY THE M&S DESIGN TEAM.

NOTES
ORIGINAL A1
DO NOT SCALE FROM THIS DRAWING
ALL DIMENSIONS TO BE CHECKED ON SITE
FOR PRINT PURPOSES ONLY

REV	DATE	DESCRIPTION	DRAWN	CHECKED
02	21/08/23	Dog parking updated to include events	DH	SW
00	09/08/23	Dog Parking updated	DH	SW

LOCATION FIGURE

M&S
EST. 1884

FOODHALL
M&S WREXHAM
COUNTY
United Kingdom
PROJECT
NEW STORE
DRAWING
PROPOSED EXTERNAL ELEVATIONS - SIGNAGE APP
CONSULTANT
DB3 Ltd
ARCHITECTURE DESCRIPTION
Architecture
CONSULTANT LOGO

DB3
LONDON
84 Great Suffolk Street, London, SE1 0BE
Tel: 020 7648 1434 www.db3studio.com

SCALE	PAPER SIZE	DATE	DRAWN	DESIGNED
As indicated	A0	19/04/2023	DH	SW

FOOD HALL	PROJECT No.	DRAWING ZONE	DRAWING No.
0191	WRE001	A	2003

CONSULTANT PROJECT No.
15287

STATUS P
REVISION 01