DRG No. 20269 503

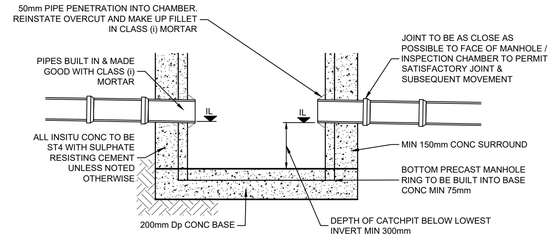

SECTION

TYP. CATCHPIT DETAIL

1:20

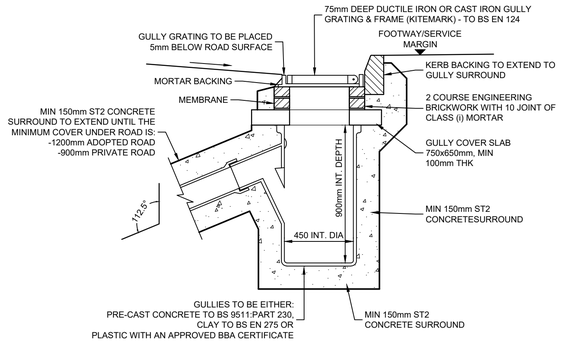

WCBC STANDARD GULLY DETAIL (G)

1:20

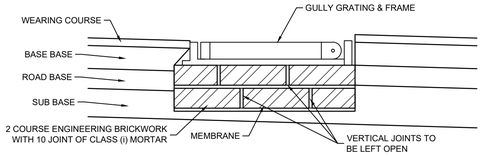

WCBC GULLY SHOWING MEMBRANE (G)

1:10

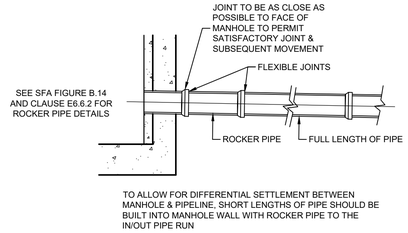

JOINTING OF PIPELINE TO STRUCTURE/MANHOLE

1:20

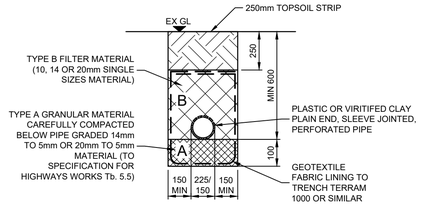

TYP. LAND DRAIN DETAIL

1:20

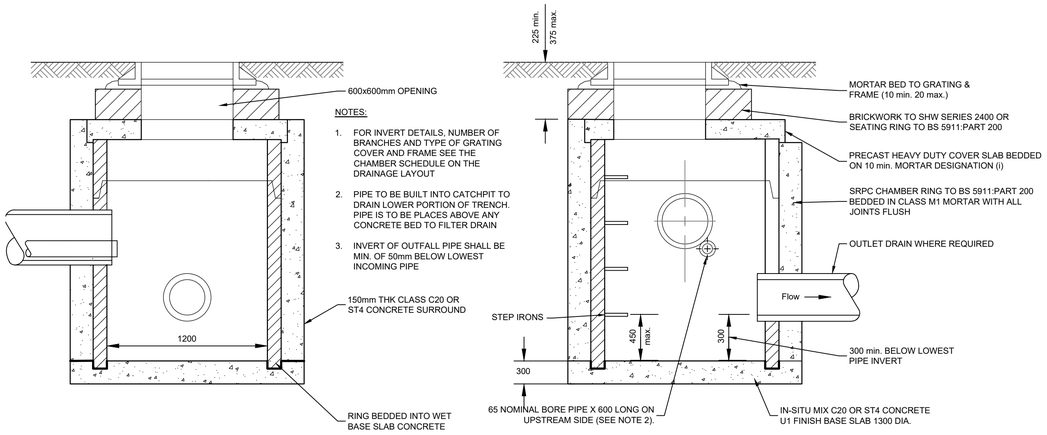

NOTES:

1. FOR INVERT DETAILS, NUMBER OF BRANCHES AND TYPE OF GRATING COVER AND FRAME SEE THE CHAMBER SCHEDULE ON THE DRAINAGE LAYOUT
2. PIPE TO BE BUILT INTO CATCHPIT TO DRAIN LOWER PORTION OF TRENCH. PIPE IS TO BE PLACES ABOVE ANY CONCRETE BED TO FILTER DRAIN
3. INVERT OF OUTFALL PIPE SHALL BE MIN. OF 50mm BELOW LOWEST INCOMING PIPE

MANHOLE DETAIL - TYPE 7C CATCHPIT

NTS

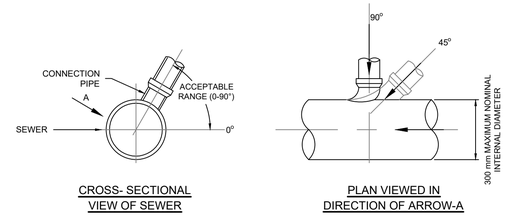

CROSS- SECTIONAL VIEW OF SEWER

PLAN VIEWED IN DIRECTION OF ARROW-A

CONNECTIONS TO SEWER

1:10

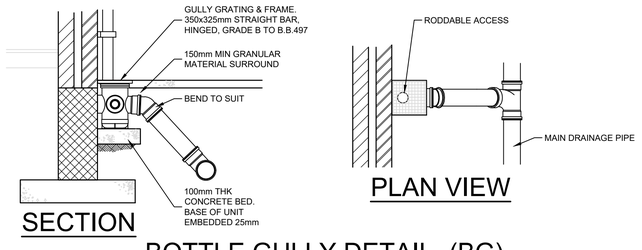

SECTION

PLAN VIEW

BOTTLE GULLY DETAIL- (BG)

1:20

PIPE NOM. SIZE (DN)	NOM. MAX STONE SIZE (mm)	SUITABLE MATERIAL
100	10	10mm NOMINAL SINGLE SIZE
150	16	10 OR 14mm NOMINAL SINGLE SIZE OR 14mm TO 5mm GRADED
300	20	10, 14 OR 20mm NOMINAL SINGLE SIZE OR 20mm TO 5mm GRADED
550	20	14 OR 20mm NOMINAL SINGLE SIZE OR 20mm TO 5mm GRADED
over 550	40	14, 20 OR 40mm NOMINAL SINGLE SIZE OR 40mm TO 5mm GRADED

CLASS Z TO BE USED WHEN COVER IS LESS THAN:

GARDENS AND PATHS	0.35m
VEHICLES ≤ 7.5t	0.50m
VEHICLES > 7.5t (RESTRICTED ACCESS)	0.90m
AGRICULTURAL AND PUBLIC SPACES	0.90m
HIGHWAYS AND UNRESTRICTED ACCESS	1.20m

CONCRETE SURROUND IN ACCORDANCE WITH CLAUSE 503.3 (iii) OF THE SPECIFICATION FOR HIGHWAY WORKS (S.H.W.).

CONCRETE TO BE ST4 IN ACCORDANCE WITH CLAUSE 2602 OF THE SPECIFICATION FOR HIGHWAY WORKS (S.H.W)

1. CONCRETE SURROUND TO DRAIN TO BE FLEXIBLY JOINTED AT EVERY JOINT NOT WITHSTANDING THE ABOVE, MAXIMUM SPACING OF FLEXIBLE JOINT TO BE 3.0m
2. TO MAINTAIN THE FLEXIBILITY OF CONCRETE SURROUNDED DRAINS THE CONCRETE SHALL BE KEPT CLEAR OF THE JOINT BY PLACING 'FLEXCELL' OR EQUIVALENT APPROVED MATERIAL.

   FOR PIPES >300mm Ø PLACE 2No. LAYERS OF 18mm THICK FLEXCELL BETWEEN THE SPIGOT OF EACH IN SUCH A MANNER AS TO ALLOW THE JOINT FULL AXIAL AND ANGULAR MOVEMENT.

   FOR PIPES <300mm Ø PLACE 1No. LAYER, 18mm THICK.

   THE FLEXCELL SHALL BE PLACED IN A VERTICAL POSITION AND COVER THE CROSS SECTIONAL AREA OF CONCRETE BED AND SURROUND TO EACH JOINT.

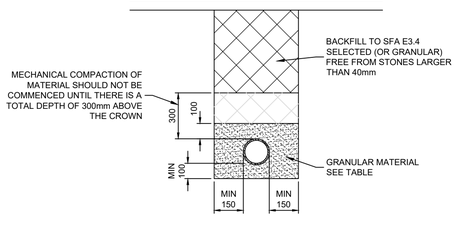

CLASS S BED & SURROUND

NTS

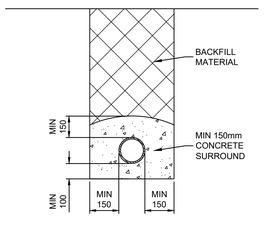

CLASS Z BED & SURROUND

NTS

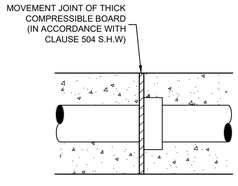

JOINTS FOR CONCRETE ENCASED PIPES

NTS

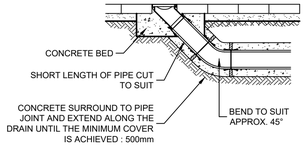

RODDING EYE DETAIL

NTS

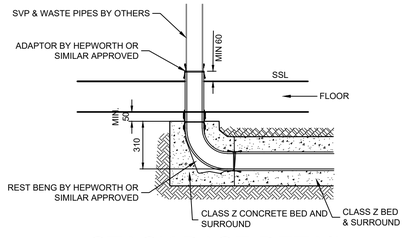

STACK BASE DETAIL UNDER FLOOR - (SVP/SS)

1:20

GENERAL NOTES

1. THIS DRAWING IS TO BE READ IN CONJUNCTION WITH ALL RELEVANT ARCHITECT'S, ENGINEER'S AND OTHER SPECIALISTS' DRAWINGS.
2. PLEASE REFER TO DATRYS DRAWING 20269/501 FOR DRAINAGE LAYOUT
3. ALL CONCRETE SHALL BE GEN3 WITH SULPHATE RESISTING IN ACCORDANCE WITH BS8500 U.N.O.
4. ALL GRAVITY PVC-U PIPEWORK TO BE TO BS EN 13598-1:2010 OR BS EN 1401-1:2009 WHERE RELEVANT UNLESS NOTED OTHERWISE
5. DRAWING BASED ON USE OF ACCESS SYSTEMS BY HEPWORTH DRAINAGE (TEL: 08704435551). CONTRACTOR SHALL COMPLY WITH ALL MANUFACTURERS INSTALLATION INSTRUCTIONS. USE OF SIMILAR CHAMBERS BY OTHER MANUFACTURERS OF SIMILAR QUALITY IS ACCEPTABLE

NOTES FOR PIPE BEDDING & SURROUND

1. BACKFILLING TO PIPE TRENCHES BENEATH ROADS, CAR PARKING AND STRUCTURES TO BE D.O.T. TYPE 1 GRANULAR MATERIAL UP TO FORMATION LEVEL FROM THE TOP OF THE SPECIFIED PIPE SURROUND (WELL COMPACTED IN 150mm MAX LAYERS).
2. OPTIMUM TRENCH WIDTH = PIPE+300mm. CONTRACTOR TO ENSURE TRENCH WALLS ARE SUITABLY PROPPED
3. BACKFILL MUST NOT BE PLACED ON CONCRETE BEDDING OR SURROUND UNTIL THE CONCRETE COMPRESSIVE STRENGTH HAS REACHED 15N/mm²
4. BRICKS OR BLOCKS MUST NOT BE PLACED IN THE BEDDING MORTAR FOR SETTING THE PIPES TO LEVEL
5. ALL ROCKER PIPE LENGTHS : 600mm
6. MAX DISTANCE FROM FACE OF CONC SURROUND TO FIRST FLEXIBLE JOINT TO BE 150mm

REV	DATE	DESCRIPTION	BY	CHK	APP
C	18.10.21	DETAILS AMENDED PER COMMENTS DATED 15.09.21	JP		
B	22.07.21	DETAILS ARRANGEMENT AMENDED	JP		
A	17.05.21	DETAILS ARRANGEMENT AMENDED	JP		

REVISIONS

STATUS: FOR APPROVAL

CLIENT: ClwydAlyn

PROJECT: Ty Nos Redevelopment
Holt Road, Wrexham

TITLE: Drainage Details
Sheet 2

DATRYS
Bronced House
Bronced Business Park
Wrexham Road
Mold
Flintshire
CH7 1HP
01352 706205 Telephone
info@datrys.coop E-mail
www.datrys.net Internet

DRAWN TD	CHECKED AC	PASSED AC	
DATE 24.02.21	CLIENT'S REF.		
SCALE AT A1 AS SHOWN	AUTOCAD REF. 20269/503		
20269/503		REVISION C	

This drawing is Copyright ©