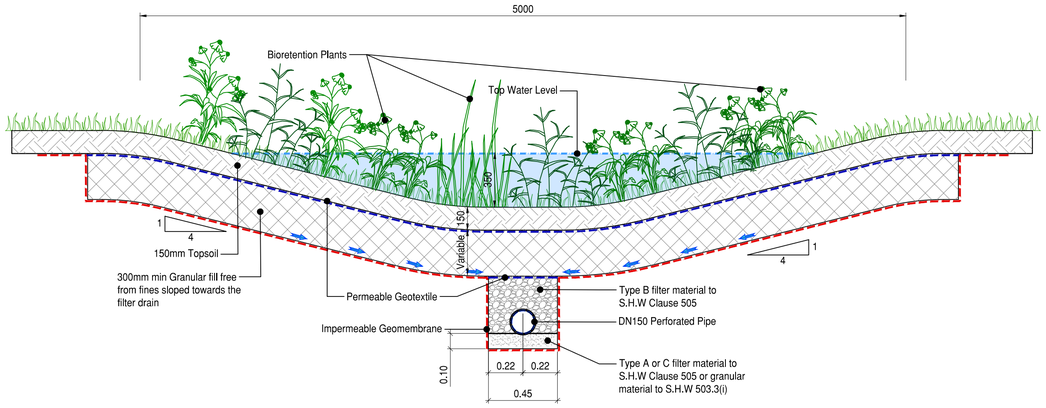

Cascading Swale - Cross Section A-A

Scale 1:20

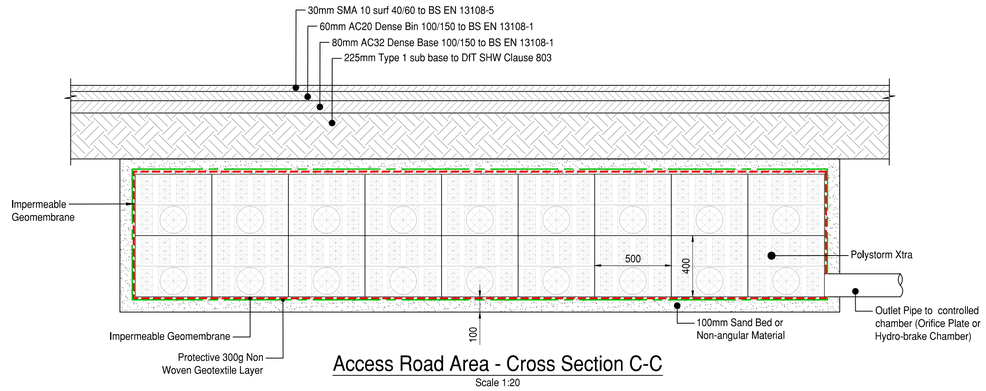

Access Road Area - Cross Section C-C

Scale 1:20

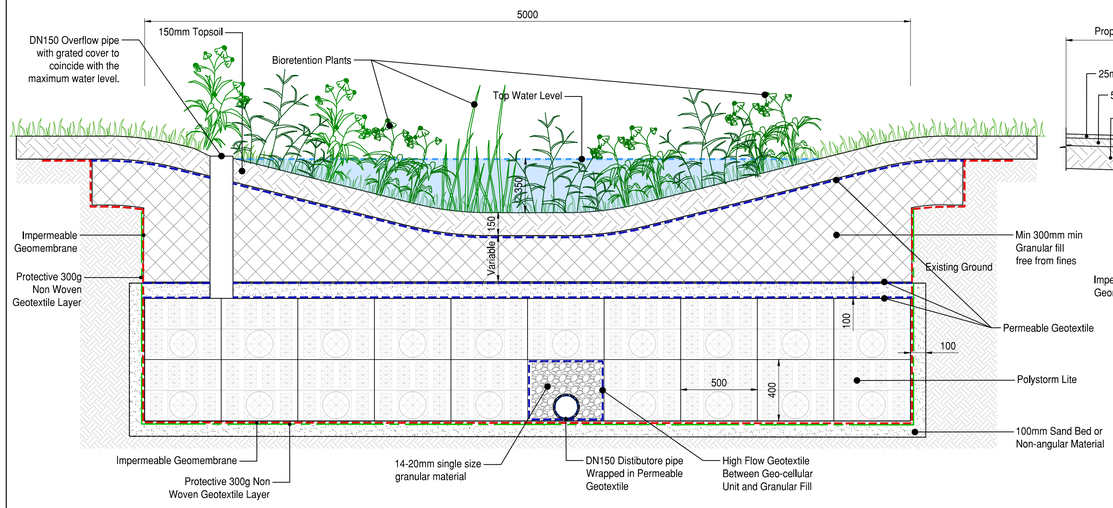

Cascading Swale - Cross Section B-B

Scale 1:20

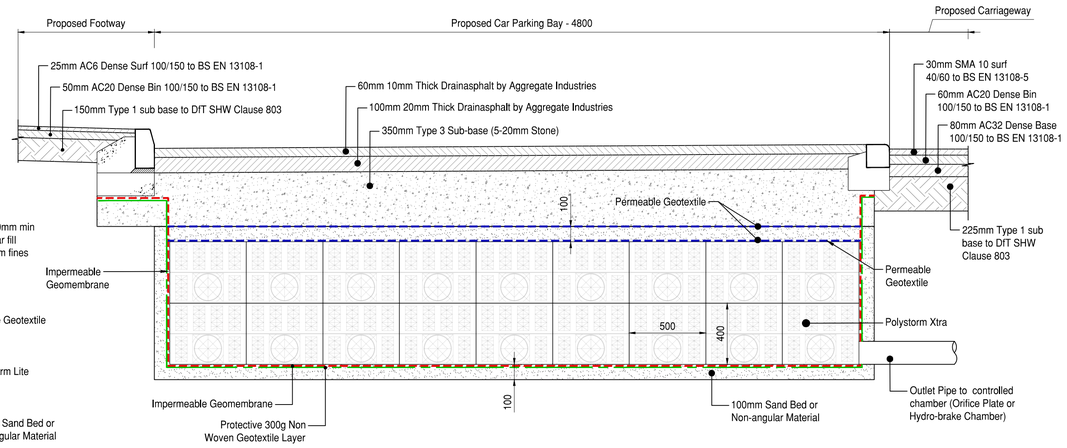

Permeable Parking Area - Cross Section D-D

Scale 1:20

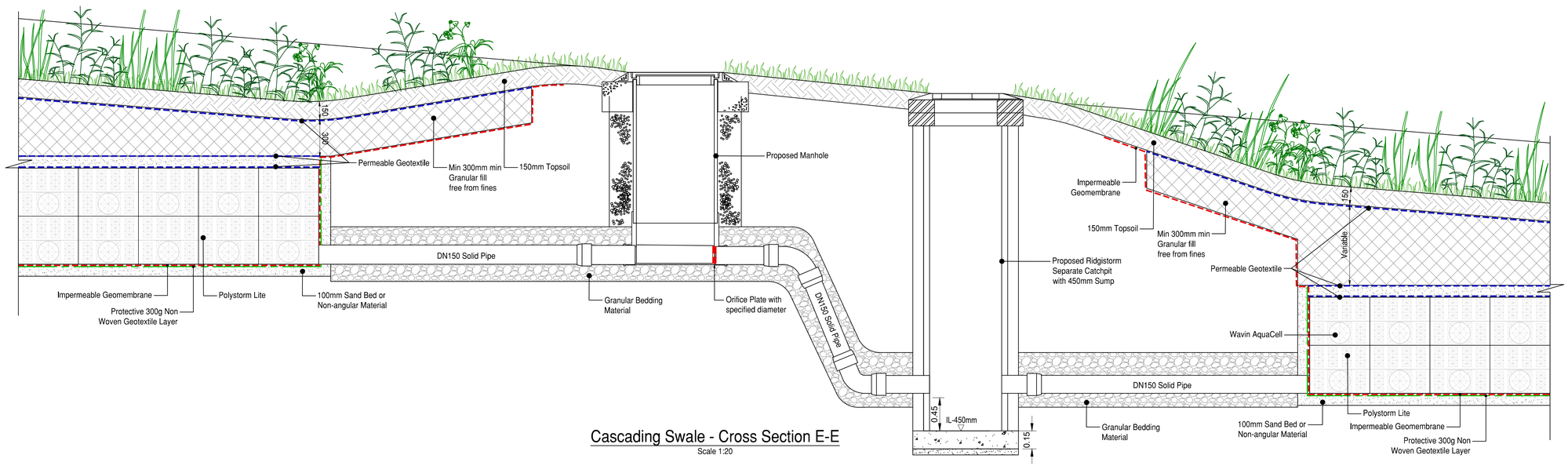

Cascading Swale - Cross Section E-E

Scale 1:20

Safety, Health & Environmental Information:

In addition to the hazards and risks normally associated with the types of work detailed on this drawing, please note the significant hazards identified by symbols below,

INDICATES A RESIDUAL RISK AS A WARNING

INDICATES A RESIDUAL RISK FOR INFORMATION

and described below:

Construction/Maintenance/Cleaning/Demolition

Refer to Drawing:

General Notes:

1. Do not scale from this drawing.

2. All dimensions are in meters (m), all levels in metres (m) unless noted otherwise.

3. Discrepancies or omissions are to be reported to the Engineer prior to work commencing.

4. Materials and workmanship are to comply in all respects with current British Standard Specifications, Codes of Practice, and Building Regulations Approved Documents.

5. The copyright of this drawing is vested in the Engineer and must not be copied or reproduced without written consent.

6. The Contractor is to check and verify all building and site dimensions, levels and sewer invert levels at connection points before work commences.

7. This drawing is to be read in conjunction with all relevant specifications and drawings issued by the Engineer, Architect and other Specialists.

8. Details and locations of existing services are based on the Topographical Survey and Utility Records received from Third Parties and Service Providers respectively, and should be considered indicative and approximate only. The existing services shown on drawings may not be exhaustive. The Contractor shall use Trial Pits and other approved methods to accurately locate and verify the positions and depths of all existing services before commencement of works on site.

Rev	By	Chk'd	Date	Description
P01	VI	AM	10/03/21	Preliminary Issue

PRELIMINARY DRAWING
This drawing is not to be used for construction

Client

FI REAL ESTATE MANAGEMENT

BarnsleyMarshall Limited
1 Birch Court
Blackpole East
Worcester
WR3 8SG

Tel: 01905 330550
Email: design@barnsleymarshall.co.uk
Web: www.barnsleymarshall.co.uk

BarnsleyMarshall

Project

The Bridgeway Centre,
Bridgeway Road, Wrexham

Drawing

Drainage Details
Sheet 3 of 3

By/Chk'd VI/AM Date 10/03/21

Drawing No. BCW-BML-ERD-ZZ-DR-C-0505 Revision P01

BML Job No. 1000-01 Status -

Drawing Scale at A1: 1:20

CAD Filename: C:\Users\Valentin.Azarov\OneDrive\BM Server - Shared\Projects\1000-01 Bridgeway Centre, Wrexham\BML Drawings\Working\DWG\BCW-BML-ERD-ZZ-DR-C-0505 P01 - DRAINAGE DETAILS 3 OF 3.dwg