Wrexham Technology Park - Moneypenny, Croesnewydd Road
Arboricultural Method Statement

This Arboricultural Method Statement (AMS) outlines the parameters within which construction must be undertaken in order to retain protected trees in satisfactory condition in order to discharge Planning Conditions 16 to 18. This AMS document gives a definitive account of the treatment of retained trees during the construction process and outlines appropriate design and construction methods. The detail and requirements of this method statement comprise commitments to complete the construction phase of the development in a specific manner and must inform the production of all relevant tender documents and instructions to contractors.

Failure to adhere to the correct sequence, manner and timing of operations detailed below may result in irremediable damage to trees, and thereby breach of planning consent.

GENERAL TERMS

A. A copy of this Method Statement will be made available for inspection on site and read by all relevant contractors; all construction personnel and associated contractors will be made aware of the tree protection requirements set out in the AMS at the site induction stage.
B. Works will proceed in a careful and logical manner, such that accidental damage to trees by booms, cranes etc. is avoided.
C. All areas protected by Tree Protection Fencing within this AMS will be collectively defined as a **Construction Exclusion Zone** (CEZ).
D. Storage of materials, mixing of cement, fires and vehicle access of any kind will be prohibited within the CEZ.
E. No change in ground level within the CEZ will be permitted.
F. No excavation, trenching or other piercing of the ground will be permitted within the CEZ other than as described by this Method Statement.
G. If unexpected large roots (>25mm diameter) are encountered during any excavation works or if additional pruning of branches is required, the advice of the appointed Arboricultural Consultant will be sought.
H. Tree protection measures will not be removed or realigned other than as directed by an appointed Arboricultural Consultant and only after written approval by the Local Planning Authority (LPA).
I. Increases in soil bulk density can significantly harm existing roots and impede new root growth. No such compaction, smearing or rutting of soils will be allowed to occur by whatever means within protected areas.
J. Apart from the installation of the approved post and wire mesh fence, no other works shall be undertaken within the CEZ unless approved in writing by the LPA. Operations for the installation of the post and wire fence within the CEZ will be undertaken during dry weather. Works will cease during rainfall and recommence following a minimum drying period of 24 hours.
K. Many of the trees located within the CEZ are protected by planning condition and/or Tree Preservation Order; damage to these trees including the soil structure may result in planning enforcement and/or criminal prosecution.

Appointment of a project Arboricultural Consultant

L. An Arboricultural Consultant will be appointed prior to commencement to oversee and sign off elements of the work. The construction Site Manager will arrange a pre-start site meeting with the appointed Arboricultural Consultant
M. At the pre-start site meeting, trees shown for removal will be marked up with orange paint and the alignment of the tree protection fencing marked out.
N. The construction Site Manager will be responsible for contacting the appointed Arboricultural Consultant in advance of any operations detailed in this Method Statement, within the CEZ or where they could reasonably be foreseen to have an impact on retained trees.
O. Each element within this AMS will be signed-off by the appointed Arboricultural Consultant in the Operations Sign-off below opposite.

Should any construction detail change from the methods shown in this AMS, the drawings will be updated and approved by the LPA before any revised works commence

SEQUENCE OF EVENTS (Operations to be undertaken in strict chronological order)

Nesting Bird Check

1. Trees identified for removal and pruning will be checked by a suitably qualified ecologist for nesting birds 24hrs prior to any tree works (if works are scheduled in period March to August inclusive).
2. Should any nesting birds be found, trees identified for removal will be left until the nest has become inactive. Ongoing advice from an ecologist will be required.

Tree, Hedgerow and Vegetation Removal

3. No tree works will be undertaken until written approval of this Method Statement is issued by the Local Planning Authority.
4. Following approval, trees, hedgerow and vegetation works are listed within *X4622.002 Tree Schedule and Associated Works* supplied with this AMS and shown with an angled **red hatch** opposite. Trees T3 and T4 will be retained even though shown in an area of red hatch (G4).
5. The retained trees within G6 will be thinned by 60%; species of hawthorn, oak and alder with better form or condition, followed by hazel and willow will be retained foremost. This will be identified on site with the appointed Arboricultural Consultant or ecologist and landscape architect.
6. Tree works will be undertaken in accordance to BS3998:2010 by a suitably qualified, experienced and insured contractor.
7. Chipped arisings may be spread out within the RPA of retained trees at a depth no higher than 100mm.
8. Any logs will be removed from site.
9. No vehicles, heavy plant or machinery will be positioned within the RPA of retained trees during tree and vegetation removal operations
10. All stumps will be ground out (i.e. not excavated or pulled). The stumps of removed trees located within the CEZ will be accessed via existing areas of hard-standing or by using temporary boards over the rooting areas of retained trees.

Installation of Temporary Tree Protection Fencing

11. Temporary Tree Protection Fencing will be installed at the alignment shown opposite (thick **black line**).
12. Fencing will be installed according to the specification shown in **Inset 1** (Type A). Where this cannot be installed due to utilities or other constraints, the arboricultural consultant will be contacted and an alternative will be agreed (Type B or bespoke design). Any deviation from the Type A specification will be submitted to, and approved in writing by the LPA.
13. Signs will be affixed to the boundary fences indicating the protected status of all trees and the restrictions on construction and excavation within the protected area.
14. The correct installation of tree protection fencing will be verified in writing by the appointed Arboricultural Consultant before construction commences.
15. If any requirement to enter the fenced **CEZ** for operational reasons arises, the Arboricultural Consultant will be contacted for advice in the first instance with the LPA informed in writing. No incursion in the CEZ will be permitted without the written permission of the LPA, apart from approved encroachments listed within this AMS for the installation of the permanent post and wire fence.
16. Tree protection fencing will remain in situ for the duration of the construction or until its removal or re-alignment is permitted by this Method Statement or the LPA.
17. Inspection of the fencing will be undertaken monthly for the duration of the main construction phase by the appointed Arboricultutral Consultant. Inspection frequency may also be regulated by specific activities proposed close to the CEZ or by observations made during a routine visit.
18. A record of observations and recommendations made during each visit will be recorded and made available to the site manager and submitted to the council's Arboricultural Officer for inspection.

Construction phase

19. Construction works for the development will proceed as per the approved plans; there are no paths, access routes, services or foundations located within the CEZ
20. Any accidental damage to Tree Protection Fencing will be reported immediately to the arboricultural consultant.
21. All retained trees within the application boundary will be inspected biannually during the construction phase.

Permanent post and wire mesh fence installation

22. The new permanent fencing within the CEZ (thick **magenta line**) will be undertaken following completion of the primary build Phase (buildings and road infrastructure).
23. Single sections of temporary protective fencing may be removed to allow pedestrian access.
24. New permanent fences will be installed in accordance with BS5837:2012 S6.23, paying particular attention to S6.2.3.3a and 6.2.3.4 as per the approved layout within the following parameters:
    - 24.1. No strip footings will be permitted within the CEZ;
    - 24.2. Fence posts will be installed into hand-dug holes;
    - 24.3. The precise location of individual holes will be subject to modification, such that major roots are avoided;
    - 24.4. No fence post will be located within 2m of the stem of any retained tree;
    - 24.5. The maximum diameter of holes will be 300mm;
    - 24.6. Holes will be lined to prevent contact between concrete and the soil;
    - 24.7. Wooden boards will be laid to prevent pedestrian compaction during operations.
25. Tree Protection Fencing will be replaced following works.

Soft Landscaping

26. New green space, wetlands and meadows to the south of the proposed development will be graded to tie in with the existing soil levels. Other landscaping works within the CEZ will be undertaken within the following parameters:
    - 26.1. Single sections of protective fencing may be removed to allow temporary pedestrian access;
    - 26.2. No mechanical excavation or rotavation of soils will be permitted;
    - 26.3. All new planting will be done manually;
    - 26.4. Care will be taken to minimise trampling and compaction of soils
    - 26.5. Temporary boards will be laid to prevent compaction of soils by repeated pedestrian access as required;
    - 26.6. Planting will be undertaken with regard for the location of surface tree roots and where roots larger than 15mm are noted or encountered during digging, planting will be adjusted to avoid roots;
    - 26.7. All works will be completed without cutting tree roots that are larger than 1 5mm in diameter;
    - 26.8. Newly planted areas will be mulched where possible to maximise water retention and improve soil structure. Composted woodchip or bark is recommended;

Removal of tree protection fencing

27. Following completion of the construction, landscaping works and removal of vehicles, plant, compounds and materials, the tree protection fencing will be removed upon written approval by the LPA.

KEY

[This drawing must be reproduced in colour]

- Trees, groups and woodlands to be retained
- Trees, groups and woodlands to be removed
- Root Protection Area (RPA)
- # Approximate location (Feature not shown on topo)
- * Statutory Protection (TPO, Conservation Area, Important Hedgerow etc.)
- Tree Protection Fencing (c. 890m) (Must be installed prior to works commencement)
- Specialised construction methods (Post and wire mesh fence)

Inset 1. Temporary tree protection fencing (1:100 @ A1)

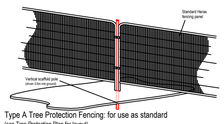

Type A Tree Protection Fencing: for use as standard
(see Tree Protection Plan for layout)

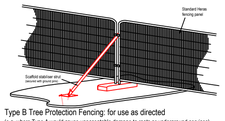

Type B Tree Protection Fencing: for use as directed
(e.g. where Type A would cause unacceptable damage to roots or underground services)

Tree Protection Notice to be attached to fencing 1.5m from the ground, facing out of the Construction Exclusion Zone and located at regular intervals along the fence line.

The notice must be at least A4 in size

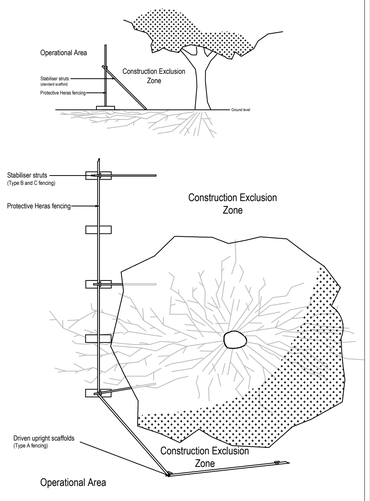

Name of Appointed Arboricultural Consultant:

.....

Telephone Number of Appointed Arboricultural Consultant:

.....

Tree removal	Date:	Initials:	Comments:.....
Tree Protection Fencing	Date:	Initials:	Comments:.....
Post and wire fence	Date:	Initials:	Comments:.....
Soft landscaping	Date:	Initials:	Comments:.....

The above Method Statement elements have been discharged in full to the best of my knowledge and professional assessment. Where there has been any deviation from the specification, I am satisfied that this has not been injurious to retained trees and that all such deviations have complied with the spirit of the instruction insofar as was reasonably practicable or were approved in advance by the proper authority.

Signed:

.....

General Comments and Notes on Ad-hoc Site Visits (Date/Initials)

.....

Rev	Description	Drawn	Approved	Date
B	Updated method	RMG	RMG	27.01.15
A	Updated method	RMG	RMG	14.01.15

TEP
Genesis Centre
Birchwood Science Park Warrington
WA3 7BH
Tel 01925 844004
Fax 01925 844002
e-mail tep@tep.uk.com

Project

Wrexham Technology Park,
Moneypenny, Croesnewydd Road

Title

Arboricultural Method Statement

Drwg No		
D4622.003B		
Scale: 1:1000 @ A1		Date: 12/01/15
Drawn: RMG	Checked: KJO	Approved: JGS